


Neater Holder – a modular system

The Neater Holder is a modular system for firmly holding objects at adjustable positions and angles. The following pages show some typical examples of set ups and uses.



Tube mounted universal holder

Includes: NH-U NH-A NH-E NH-C
(Electric Toothbrush not included)



Table mounted snack holder

Includes: NEB-S2 NH-T NH-A NH-E NH-B NES-C

- The Universal Holder is suitable for objects such as an electric razor or special all-angle electric toothbrush.
- The Neater Tool Holder is compatible with Neater Eater cutlery including the Snack Holder.
- The Straw Clip holds Neater Drinker system Flexible straws
- Neater Switches attach by Velcro to the Switch Holders
- The Tube Clamp fits tubes up to 5.5cm. Convenient for bathrooms etc. (check item attaching to is sturdy enough!)
- The Neater Clamp system includes a choice of clamps to fit all tables
- The Wall Mount is suitable for fitting to sturdy surfaces by competent handy-person



Notes on assembly:

- Joints need to be screwed up tight particularly if the objects held are heavy.
- Threadlock may be useful to stop some fasteners coming loose.
- If possible, avoid horizontal axis joints as the weight of objects held can twist around.
- In particular, the Tube Clamp NH-C is usually best clamped to a near vertical tube or post.
- See **Safety** section at the end of this document.



Neater Switch on chair mount

Includes: NH-S1 NH-E NH-A NH-C


(Shown on the left with Neater Switch fitted using Velcro ring supplied with the switch)



Magnetic Holder for NER tablet

Includes: NH-S2 NH-A NH-B NES-C


(Shown on the left with Neater Eater Robot tablet fitted)



ND-KVC2 Neater Steady-Double-Straw - Tube Clamp version



NH-M Bracket for cupholder and straw mover



ND-MKVC Neater Cup Holder with Steady-Straw - Tube Clamp version



CupHolder & Straw Mover with chair mounting
Includes: NSM ND-MH NH-M NH-H NH-C



NSM-A Electric Straw Mover with Neater Holder Arm (of standard bendy arm)
Safety warning: moving rigid metal parts




Table mounted sturdy straw holder
Includes: NH-V2 NH-A NH-E NH-B NES-C



Chair mounted Parking Hook (for NAS-0)
Includes: NH-C NH-H 2xNH-E NH-K

For a stronger connection between any of the modular parts on the Neater Holder, first remove the knurled knob by hand, then replace with the nut, using the spanner provided.



Safety

- Read all instructions carefully before use and particularly before making any adjustments. Incorrect use and adjustment could damage units and/or make their use dangerous in some way.
- Follow “Notes on assembly” section ensuring that the assembly is sturdy enough for the purpose used.
- Inspect set up before each use to ensure assembly remains tight and sturdy,
- Eating and drinking aids should only be used for eating and drinking safe consumables.
- They should not be used by people with swallowing difficulties or who are liable to choke, except under the supervision of a trained Speech and Language Therapist.
- Drinks should not be scalding hot.
- Clean all parts before use especially any flexible tubing and check that no cracks have appeared in the tubing.
- Take care not to stick straws or other items in your eye or into the back of your throat.
- Any switches should only be used to control “Neater” equipment or equipment that is independently assessed as being safe to use.
- The Neater Holder system is designed to comply with the essential requirements of the Medical Devices Directive Class 1 (Medical Devices Regulation (EU) 2017/745 of the European Parliament and of the Council of April 2017).